

# PUNTO LUCE ROTONDO SURFACE

**IP  
20**

**IK  
08**



**Punto Luce Rotondo adatto  
per ambienti interni.**

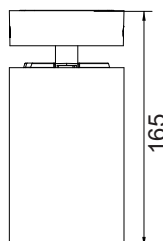
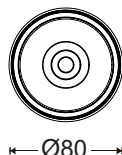
**Bianca Calda**

**3000K**

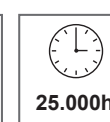
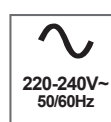
**Bianca Naturale**

**4000K**

**REGOLAZIONE MANUALE  
DELL'ANGOLO DI  
ORIENTAMENTO DELLA  
LUCE**



**CORPO:  
ALLUMINIO  
LENTE:  
POLICARBONATO**



<b>Codice</b>	Potenza	Flusso uscente	Flusso uscente Φ90°	Kelvin	Fascio (BA)	Peso	Attacco
<b>39.9PL1433NC</b>	30W	<b>3500lm</b>	3250lm	<b>3000K</b>	24°	430g	Conduttori liberi
<b>39.9PL1433NN</b>	30W	<b>3500lm</b>	3250lm	<b>4000K</b>	24°	430g	Conduttori liberi