


Lampada LED Spot PAR16

Alte temperature - VETRO

4W
42W



4W
77W



500lm

Idonee al funzionamento alle ALTE TEMPERATURE

585lm



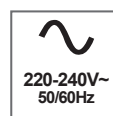
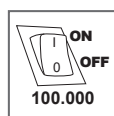
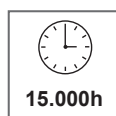
GU10

39.910261*



GU10

39.910265*



Codice	Potenza	Lumen Totale	Lumen Φ120°	Kelvin	CRI	Fascio (BA)	Dimensioni	Classe Energetica
39.910261C	4W	500lm	330lm	3000K	80	120°	Ø50x55mm	E
39.910261N	4W	500lm	330lm	4000K	80	120°	Ø50x55mm	E
39.910261F	4W	500lm	330lm	6500K	80	120°	Ø50x55mm	E
Codice	Potenza	Lumen Totale	Lumen Φ90°	Kelvin	CRI	Fascio (BA)	Dimensioni	Classe Energetica
39.910265C	4W	585lm	500lm	3000K	80	36°	Ø50x53mm	D
39.910265N	4W	585lm	500lm	4000K	80	36°	Ø50x53mm	D
39.910265F	4W	585lm	500lm	6500K	80	36°	Ø50x53mm	D