
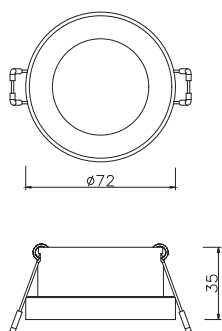


SUPPORTI DICROICHE GU10 ED MR16 ALLUMINIO

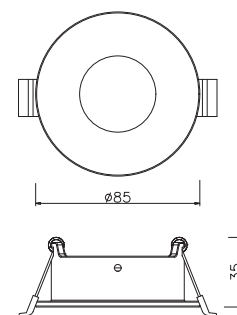
Serie: EASY FIT



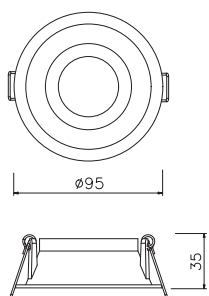
GHIERE AUTOBLOCCANTI



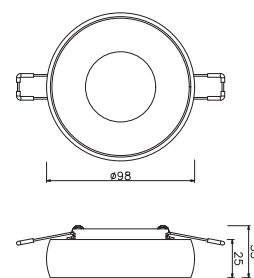
39.PS6072WH



39.PS6085WH



39.PS6095WH



39.PS6098WH

Codice	Corpo	Tipo	Ø foro	Dimensioni	Colore	Grado di protezione IP	Carico massimo supportato
39.PS6072WH	Alluminio	Rotondo	Ø6,8cm	Ø7,2x3,5cm	Bianco	Ordinario	8W per LED 50W per Alogene
39.PS6085WH	Alluminio	Rotondo	Ø7,5cm	Ø8,5x3,5cm	Bianco	Ordinario	8W per LED 50W per Alogene
39.PS6095WH	Alluminio	Rotondo	Ø8,3cm	Ø9,5x3,5cm	Bianco	Ordinario	8W per LED 50W per Alogene
39.PS6098WH	Alluminio	Rotondo	Ø7,5cm	Ø9,8x3,5cm	Bianco	Ordinario	8W per LED 50W per Alogene