

**STRISCIA LED  
RGB+W**


**168 LED  
(84+84)**

**600lm/m  
(Bianco)**

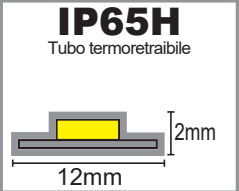


**168 LED/M (84+84) - DIVISIBILE IN SEZIONI DA 14LED (7+7) O MULTIPLI**

**LED 2835  
LED 5050**




**IP65H**  
Tubo termoretraibile

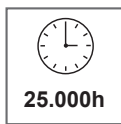
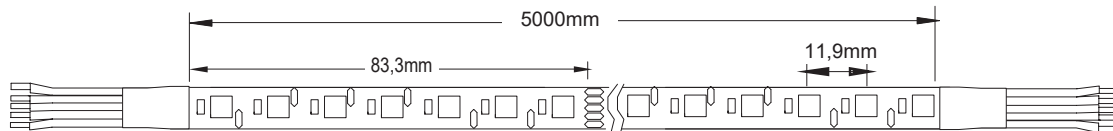


**ALIMENTAZIONE:**  
Tramite driver esterno ad alta efficienza (optional)  
Dimmerabile tramite apposito dimmer (optional)

**TIPOLOGIA:**  
Striscia IP65H da interni/esterni in ruote da 5m

**\*NOTE:**  
Valore teorico, i lumen effettivi possono subire delle variazioni in funzione della lunghezza e dal tipo d'installazione effettuata





Codice	Kelvin	Lumen/m	Lumen R /m	Lumen G /m	Lumen B /m	Watt/m	Lumen/5m	Classe
<b>16.LS516852RGBW3</b>	<b>3000K</b>	560lm/m (Bianco)	150lm/m	350lm/m	70lm/m	20W/m (RGBW)	2800 lm	F
<b>16.LS516852RGBW4</b>	<b>4000K</b>	600lm/m (Bianco)	150lm/m	350lm/m	70m/m	20W/m (RGBW)	3000 lm	E
<b>16.LS516852RGBW6</b>	<b>6500K</b>	600lm/m (Bianco)	150lm/m	350lm/m	70lm/m	20W/m (RGBW)	3000 lm	E